



**MULTI
BUSBAR**

FU 390 / 395 / 400 / 405 / 410 M SILK® Premium
Monocrystalline Photovoltaic Module - 120 1/3 cut MBB cells

Engineered
in Italy

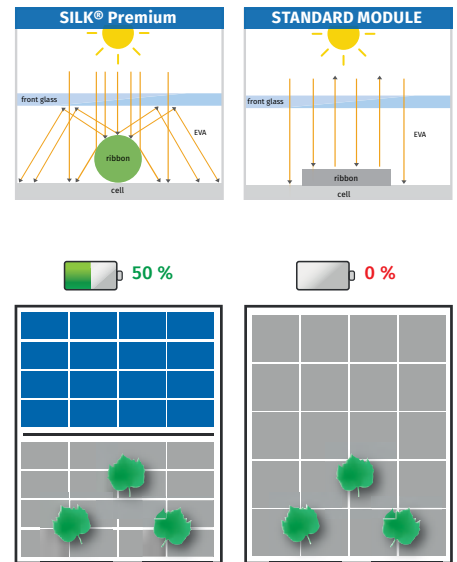


- > IEC 61215:2016 - IEC 61730:2016 & Factory Inspection
- > Fire Resistance - Class C



GENERAL FEATURES

- **15-year product warranty**
- **120 Large area cells based on 210 mm silicon wafers and 1/3-cut cell technology**
- **Up to 21.29 % module efficiency with high density interconnect technology**
- **Less shades and more reflected light** to the cell thanks to the round ribbon
- **2 independent section** design secures a higher energy yield in case of shading
- **Lower risk of micro cracks and hot-spot**
- **Improved low light performance**
- **1/3 cut design in combination with multi busbar** reduce operating current and internal resistance



GUARANTEES

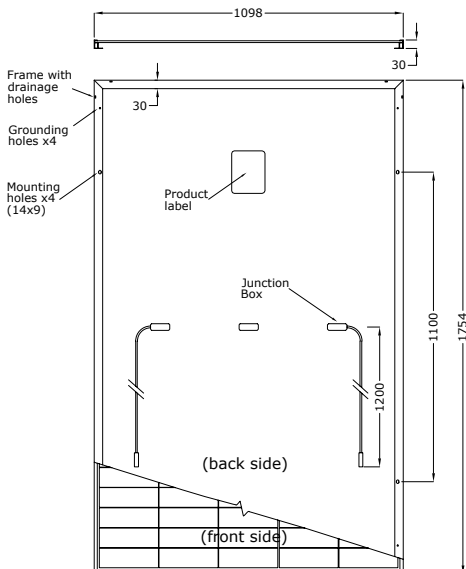
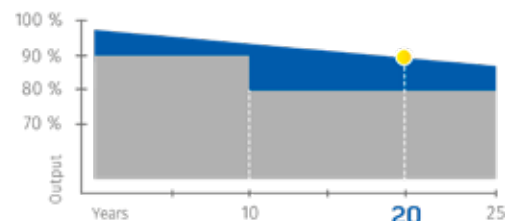
Performance guarantee

Max power decrease **0.5%/year**
97% at the end of first year
90% at the end of 20th year **NEW**
87% at the end of **25th year**

Product guarantee

15 YEARS **NEW**

Market standard performances
FuturaSun performances



Note: dimensions in mm
tolerance +/- 2 mm

ELECTRICAL DATA

MODULE SILK® Premium		FU 390 M SILK® Premium	FU 395 M SILK® Premium	FU 400 M SILK® Premium	FU 405 M SILK® Premium	FU 410 M SILK® Premium
<i>Standard Test Conditions STC: 1000 W/m² - AM 1.5 - 25 °C - tolerance: Pmax (±3%), Voc (±4%), Isc (±5%)</i>						
Module power (Pmax)	W	390	395	400	405	410
Open circuit voltage (Voc)	V	40.70	40.90	41.10	41.30	41.50
Short circuit current (Isc)	A	12.18	12.25	12.32	12.39	12.46
Maximum power voltage (Vmpp)	V	33.70	33.90	34.10	34.30	34.50
Maximum power current (Impp)	A	11.58	11.66	11.74	11.81	11.89
Module efficiency	%	20.25	20.51	20.77	21.03	21.29

Nominal Module Operating Temperature NMOT: 800 W/m² - T=43 °C - AM 1.5

Module power (Pmax)	W	295	299	303	307	311
Open circuit voltage (Voc)	V	38.50	38.70	38.90	39.10	39.3
Short circuit current (Isc)	A	9.74	9.80	9.86	9.92	9.98
Maximum power voltage (Vmpp)	V	31.90	32.10	32.30	32.60	32.8
Maximum power current (Impp)	A	9.25	9.32	9.38	9.42	9.49

TEMPERATURE RATINGS

Temperature coefficient Isc	%/°C	0.05
Temperature coefficient Voc	%/°C	-0.26
Temperature coefficient Pmax	%/°C	-0.35
NMOT *	°C	43
Operating temperature	°C	from -40 to +85

*Nominal Module Operating Temperature

MECHANICAL SPECIFICATIONS

Dimensions	1754 x 1098 x 30 mm
Weight	21 kg
Glass	High transmission, Low iron, Tempered, ARC, Transparent, 3.2 mm
Cell encapsulation	EVA (Ethylene Vinyl Acetate)
Cells	120 monocrystalline 1/3 cut MBB PERC cells 210 x 70 mm
Backsheet	Composite multilayer film
Frame	Anodized aluminium frame with mounting and drainage holes
Junction box	Certified according to IEC 62790, IP 68 approved, 3 bypass diodes
Cables	Solar cable, length 1200 mm or customized assembled with MC4-compatible plugs
Maximum reverse current (Ir)	20 A
Maximum system voltage	1000 V (1500 V on request)
Mechanical load (snow)	Design load: 3600 Pa 5400 Pa (including safety factor 1.5)
Mechanical load (wind)	Design load: 1600 Pa 2400 Pa (including safety factor 1.5)
Protection Class	II - accordance to IEC 61730

Authorized Dealer



FuturaSun srl
Riva del Pasubio, 14 - 35013 Cittadella - Italy
Tel + 39 049 5979802 Fax + 39 049 0963081
www.futurasun.com - info@futurasun.it

2022_120m_390-410_SILK_Premium_en